

## Recyclables (9 categories)

Day

### ① Newspaper



Newspaper (Including ads)

○Tie in a crisscross fashion using string.

### ② Cardboard



Cardboard

(Corrugated cardboard with a wavy cross section)

○Remove any adhesive tape or any other foreign materials and tie in a crisscross fashion using string, even when just disposing of one piece.

### ③ Magazines & Other Paper



Magazines & publications

Misc. papers such as paper boxes and envelopes, etc.

○Tie magazines in a crisscross fashion using string. For other paper, please remove clips or any other foreign materials, put in a paper bag, and tie in a crisscross fashion using string or put in a clear or semi-transparent plastic bag.

### ④ Paper Beverage Cartons



Paper beverage cartons for milk or juice, etc. that are white inside

○Rinse lightly, cut open to dry, and tie in a crisscross fashion with string or put in a clear or semi-transparent plastic bag.

### ⑤ Cloth



Clothing such as shirts and cloth such as towels

○Wash, fold, and put in a clear or semi-transparent plastic bag.

○Do not put out items on rainy days as they will get wet and may become moldy in storage.

### ⑥ Glass Bottles & Cans

Glass bottles up to 1.8ℓ Cans up to 20cm



Glass bottles and cans for beverages, food, and medicine Cosmetic bottles

○Remove caps, rinse glass bottles and cans, and put them together in a clear or semi-transparent plastic bag. Broken bottles can also be disposed.

### ⑦ PET Bottles



This is the symbol!



PET

PET bottles with the PET symbol for beverages and specified seasonings

○Remove caps and labels, rinse, and put in a clear or semi-transparent plastic bag without flattening them.

### ⑧ White Styrofoam Trays



White food trays with no design or color used for meat, fish, prepared food, etc.

○Remove food waste and put in a clear or semi-transparent plastic bag.

### ⑨ Plastic containers & packaging

Plastic containers and packaging no longer needed after removing or consuming the contents of the product. Put in a clear or semi-transparent plastic bag.

○Wipe or rinse off any dirty items.

○If crumbs easily come off of snack, etc. bags, they do not need to be rinsed out.

※Items that are difficult to clean are to be disposed of as combustible garbage.

※Remove plastic bottle caps and pumps, etc. and dispose of them together.

※Price tag stickers do not need to be removed.



This is the symbol!



## Combustible Garbage

Combustible garbage under 50cm

Day



Kitchen waste



Plastic products



Non-recyclable paper (Waterproof paper, thermal paper, etc.)



Trimmed branches, etc.

Put in a clear or semi-transparent plastic bag.

○Remove moisture from kitchen waste.

○Flush diaper excretion down the toilet.

Trimmed branches (Length less than 50cm Thickness 10cm or less)  
- Tie together in a bundle that can be held in one hand.  
※Up to 3 bundles (3 bags)

## Incombustible Garbage

Incombustible garbage less than 50cm

Wednesday

Glass bottles, cans, and glass products other than chinaware and recyclable materials  
Hot pots, umbrellas, and household appliances under 50cm (Remove batteries)

Put in a clear or semi-transparent plastic bag.

○Tie umbrellas and other stick-shaped items (up to 1m) in bundles of about 3 using string.

**Remove batteries from household appliances.**

○Dispose of removed batteries as hazardous garbage (batteries).

○Household appliances from which batteries cannot be removed cannot be disposed of at garbage stations.

Place them in the small appliance collection box or take them directly to a waste disposal center. (Refer to back)



## Hazardous Garbage

(2 categories)

Day

#### ① Batteries



Dry cell batteries, Coin batteries, Electronic cigarettes, Button batteries, Small rechargeable batteries, Mobile batteries

Put in a clear or semi-transparent plastic bag.

○To avoid the risk of accidents such as overheating, ignition, rupture, etc., apply tape to the electrodes to insulate them.

#### ② All others are hazardous garbage



Light bulbs, fluorescent lights, mercury thermometers, cutting items, spray cans, lighters, etc.

Put in a clear or semi-transparent plastic bag.

○Use lighters and spray cans until the gas is completely gone. (Make holes in spray cans in a well-ventilated area, such as outdoors.)  
○Wrap blades of cutting items in paper or cloth.

## Oversized Garbage

Garbage 50cm - 2.5m and 100kg or less

Take to the waste disposal center (Note 1) (free of charge) or request collection (charge)



Bicycles



Wardrobes



Futon



Skis

(Note 1) Clean Park Mobarā, Clean Center Shimotawara (Refer to back for the amount, etc. that can be brought in)

○Door-to-door collection requests

**Oversized Garbage Collection Center**

☎(028)643-5371

Mondays- Fridays, 9:00AM~5:00PM

840 yen/item, up to 5 items per time

Separate garbage by category and put out for collection on the specified day before 7:00AM or 8:30AM (the time differs depending on area). Garbage collection takes place as scheduled on national holidays as well. However, it does not take place on Saturdays, Sundays, and the year-end and New Year holidays.

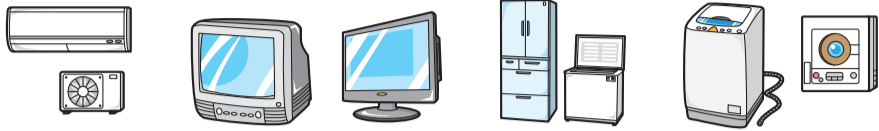
Save

# Recyclables and Garbage Separation & Disposal Methods

## Garbage not collected or disposed of by the city

These items are not collected at garbage stations, nor can be brought to a waste disposal center

### 4 Types of Home Appliances (Recycled by Manufacturers)



Air conditioners    TVs (Braun tube, LCD, plasma type)    Refrigerators & freezers    Washing machines & clothes dryers

To dispose of such items, contact a retailer or take the item to a specified depot.

#### ● Contacting a retailer

Make a request to the store at which you bought the appliance or are buying its replacement, or request disposal by a licensed collection and disposal business. In some cases, there may be shipping costs, etc. required in addition to the recycling fee. For details, please inquire at an appliance store or licensed collection and disposal business.

#### ● If transporting by yourself to the designated drop-off location

① Find out the name of the manufacturer and size of the appliance to be disposed of and confirm the recycling fee.

② Go to the post office and transfer the recycling fee. (An additional bank transfer fee will be charged)

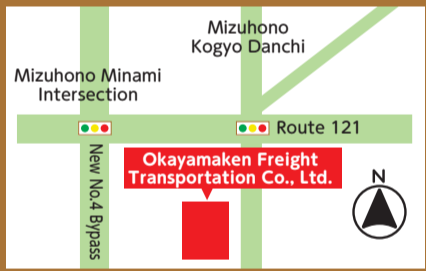
③ Attach the home appliance recycling ticket to the appliance to be disposed of and take it to the following drop-off location.

※ The home appliance recycling fee differs by manufacturer. For details, please confirm with the Home Appliance Recycling Ticket Center below.

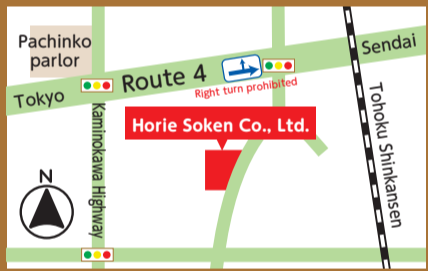
#### 【Depots】

Reception hours / 9:00AM-12:00PM, 1:00PM-4:30PM  
Closed / Sunday, Holidays, Obon, Year-end & New Year holidays Some Saturdays (Please inquire)

Okayamaken Freight Transportation Co., Ltd. Utsunomiya Office  
2730 Nishi Osakabe-machi  
☎(028)656-1981



Horie Soken Co., Ltd. Yanaze Warehouse  
1568 Yanaze-machi ☎(028)634-3367



### Home Appliance Recycling Ticket Center, Association for Electric Home Appliances

<https://www.rkc.aeha.or.jp/>

☎(0120)319-640

Reception hours: 9:00AM-6:00PM    Closed: Sunday, Holidays

### Ask a dealer or processor

● Garbage that cannot be disposed of at city facilities, such as that exceeding 2.5m in length, width, or height, or 100kg in weight, should be sent to a dealer or disposal company (licensed by Utsunomiya City).

※ You cannot bring it to the facilities listed in the “Recyclables and garbage drop-off locations” section in the lower right.

● Please contact a waste disposal company directly for details on acceptable items and fees.

※ Please refer to the city’s website for waste disposal companies

#### Examples of garbage that not collected or unable to be disposed of by the city

- Spring mattresses & sofas    • Pianos
- Electric organs    • Drum barrels    • Tile    • Fireproof safes
- Tatami    • Motorcycles    • Medicine    • Fire extinguishers
- Propane tanks    • Concrete products
- Automotive parts (Tires, Bumpers, Wheels, Batteries, etc.)
- Spray cans with contents, etc.



Page ID: 1004978  
(Garbage not collected or disposed of by the city)



## Used small household appliances

To promote the recycling of rare and precious metals contained in used small home appliances, the city has set up dedicated collection boxes for these appliances in a number of public facilities. Your cooperation is appreciated.



小型家電  
宇都宮市

Collection box symbol

- Acceptable items  
No longer used small home appliances that can fit in the slot of a specified collection box  
(Items less than 50cm wide x 15cm tall x 30cm deep)

- Facilities with a collection box  
City Hall Main Building, Environmental Learning Center, Chiku Shimin Centers, and Libraries  
※ Please refer to the city’s website for updated information on collection box locations



Collection box

#### ● Note

- Please delete data containing personal information ahead of time.
- Remove batteries and dispose of them as hazardous garbage (batteries).
- If the batteries cannot be removed, please put it directly into the collection box as is.
- Dispose of electronic cigarettes and heated cigarettes as hazardous garbage (batteries).

## Dog, Cat, etc. Animal Bodies

- The city will collect dead animals whose owners are unknown, such as those found dead on the street, free of charge.

- There is a fee for disposing of the body of a pet.

- Home pick up    1,100yen/body
- Take to facility    530yen/body

### Hiraishi Environment System Co., Ltd.

414-1 Heraide-machi

☎(028)661-3553

Reception hours: 8:30AM-5:00PM

Closed: Sunday, Year-end & New Year holidays

## Recyclables and garbage drop-off locations

【Reception hours】 8:30AM-12:00PM, 1:00PM-4:30PM

【Closed】 Sunday, Year-end & New Year holidays, Saturdays that coincide with national holidays

(Open on Mondays - Fridays that fall on national holidays)  
※ SKC is closed Saturdays, Sundays, and year-end & New Year holidays

Categories	Recyclables		Garbage				Business garbage (charged)
	Paper Items/Cloth (Including paper beverage cartons)	PET Bottles Glass Bottles & Cans	Plastic containers & packaging White Styrofoam Trays	Combustible Garbage	Hazardous Garbage Incombustible Garbage	Combustible oversized garbage	
Depots							
<b>Clean Park Mobar</b> 777-1 Mobar-cho ☎(028)654-0018		×	○	▲	○	●	●
<b>Clean Center Shimotawara</b> 3435 Shimotawara-cho ☎(028)672-1997		×	▲	▲	○	▲	●
<b>SKC Thread Tool Mfg. Co., Ltd.</b> 413-1 Nagaoka-cho ☎(028)621-6221		○	×	×	×	×	×
<b>Eco Plastic Center Shimoarahari</b> 2678-176 Shimoarahari-machi ☎(028)648-4631		×	×	○	×	×	×

- The type of garbage that can be processed differs by facility. Carefully separate garbage by type and confirm which facility to take it to. Household garbage is accepted free of charge.

- Present ID that has your address (driver’s license, etc.) when taking in garbage.

【Taking garbage in】○: Accepted. ●: Up to 1 light weight truck capacity per day.

△: Up to 2 items per day. ▲: 45Up to 2 plastic 45ℓ bags per day.

×: Not accepted.

※ General garbage can be brought in.

Please make an effort to reduce and recycle garbage.

(Quantity and type of garbage brought in has limitations)

## Garbage Separation App “Sanaru”



← Android



← iOS